



Original Research Paper

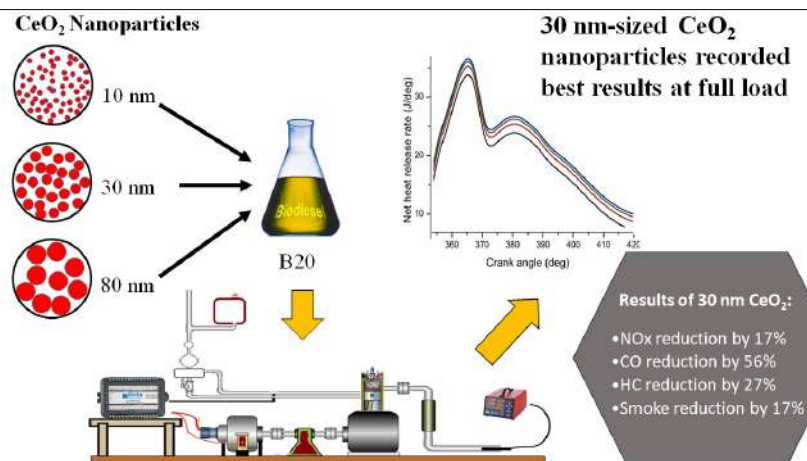
Effects of particle size of cerium oxide nanoparticles on the combustion behavior and exhaust emissions of a diesel engine powered by biodiesel/diesel blend

P. Dinesha¹, Shiva Kumar^{1,*}, Marc A. Rosen²¹Department of Mechanical and Manufacturing Engineering, Manipal Institute of Technology, Manipal Academy of Higher Education, Manipal-576104, India.²Faculty of Engineering and Applied Science, University of Ontario Institute of Technology, 2000 Simcoe Street North, Oshawa, Ontario, L1G 0C5, Canada.

HIGHLIGHTS

- Effects of different sizes of CeO₂ nanoparticles on diesel engine combustion was studied.
- Biodiesel-diesel blend harboring CeO₂ nanoparticles of different sizes, i.e., 10, 30, and 80 nm were compared.
- Fuel consumption dropped by 2.5% for 30 nm nanoparticles-doped fuel blend vs. its additive-free counterpart.
- Smoke opacity and NO_x concentration decreased by 34.7% and 15.7% for fuel formulation harboring 30 nm CeO₂ nanoparticles.

GRAPHICAL ABSTRACT



ARTICLE INFO

Article history:

Received 19 February 2021
 Received in revised form 19 April 2021
 Accepted 23 April 2021
 Available online 1 June 2021

Keywords:

Diesel engine
 Engine performance
 Exhaust emissions
 Fuel formulation
 Nanoparticles
 Nanoparticle size

ABSTRACT

Meeting the emission norms specified by governing bodies is one of the major challenges faced by engine manufacturers, especially without sacrificing engine performance and fuel economy. Several methods and techniques are being used globally to reduce engine emissions. Even though emissions can be reduced, doing so usually entails a deterioration in performance. To address this problem, nanoadditives such as cerium oxide (CeO₂) nanoparticles are used to reduce engine emissions while improving engine performance. However, some aspects of the application of these nanoadditives are still unknown. In light of that, three sizes of CeO₂ nanoparticles (i.e., 10, 30, and 80 nm) and at a constant volume fraction of 80 ppm were added to a 20% blend of waste cooking oil biodiesel and diesel (B20). A single-cylinder diesel engine operating at a 1500 rpm speed and 180 bar fuel injection pressure was used to compare the performance and emission characteristics of the investigated fuel formulations. The results showed that the addition of CeO₂ nanoparticles led to performance improvements by reducing brake specific fuel consumption. Moreover, the catalytic action of CeO₂ nanoparticles on the hydrocarbons helped achieve effective combustion and reduce the emission of carbon monoxide, unburnt hydrocarbon, oxides of nitrogen, and soot. Interestingly, the size of the nanoadditive played an instrumental role in the improvements achieved, and the use of 30 nm-sized nanoparticles led to the most favorable performance and the lowest engine emissions. More specifically, the fuel formulation harboring 30 nm nanoceria reduced brake specific fuel consumption by 2.5%, NO_x emission by 15.7%, and smoke opacity by 34.7%, compared to the additive-free B20. These findings could shed light on the action mechanism of fuel nanoadditives and are expected to pave the way for future research to develop more promising fuel nanoadditives for commercial applications.

© 2021 BRTeam. All rights reserved.

* Corresponding author at: Tel.: +91 9449269099
 E-mail address: shiva.kumar@manipal.edu

Contents

1. Introduction.....	1375
2. Background: role of CeO ₂ nanoparticle catalyst in engine combustion.....	1376
3. Materials and Methods.....	1377
3.1. Fuel blend preparation.....	1377
3.2. Test setup and experimentation.....	1377
3.3. Heat release rate.....	1378
3.4. Uncertainty analysis.....	1378
4. Results and Discussion.....	1378
4.1. CeO ₂ nanoparticles as a combustion promoter.....	1378
4.1.1. Cylinder peak pressure and heat release rate.....	1378
4.1.2. Brake specific fuel consumption.....	1379
4.2. Catalytic action of CeO ₂ and emission control.....	1380
4.2.1. Hydrocarbon, carbon monoxide, and soot oxidation.....	1380
4.2.2. Oxides of nitrogen.....	1381
5. Conclusions and future research directions.....	1381
References.....	1381

Abbreviations

B20	20% WCO biodiesel and 80% mineral diesel
B20+10nm	B20 + 10 nm CeO ₂
B20+30nm	B20 + 30 nm CeO ₂
B20+80nm	B20 + 80 nm CeO ₂
BSEC	Brake specific energy consumption (MJ/kWh)
BTE	Brake thermal efficiency (%)
CeO ₂	Cerium oxide
Ce ₂ O ₃	Cerous oxide
D _p	Nanoparticle diameter (nm)
dQ _N /dθ	Instantaneous heat release rate (J/deg. CA)
HSU	Hartridge smoke unit
K _f	Base fluid thermal conductivity (W/mK)
K _{nf}	Nanofluid thermal conductivity (W/mK)
K _p	Nanoparticle thermal conductivity (W/mK)
p	Pressure (bar)
X _{CO}	Carbon monoxide concentration (% vol)
X _{CO2}	Carbon dioxide concentration (% vol)
X _{HC}	Hydrocarbons concentration (ppm)
X _{NOx}	Oxides of nitrogen concentration (ppm)
WCO	Waste cooking oil
T	Temperature (°C)
V	Volume (m ³)
γ	Ratio of specific heats
ε	Volume fraction of nanoparticles (%)

1. Introduction

Diesel fueled engines are commonly used prime movers in the transport and industrial sectors, partly because they have high thermal efficiencies and good reliability. Dependence on diesel engines has increased, leading to elevated fossil fuel consumption. On the other hand, the largest sources of greenhouse gas emissions are prime movers that use conventional fuels such as diesel (Agarwal, 2007). Substituting fossil fuels with renewable options such as biofuels can help reduce carbon emissions (Kumar and Dinesha, 2019).

Vegetable oil and animal fat serve as raw materials for the manufacturing of biodiesel. Transesterification redefines the molecular structure of the materials involved in producing biodiesel, rendering it suitable as an alternative for diesel engines (Rakopoulos et al., 2006; Sureshkumar et al., 2008; Muralidharan et al., 2011). Neat biodiesel suffers certain shortcomings like increased NO_x, low energy output, and high specific fuel consumption (An et al., 2013). The usage of additives has been shown to be able to overcome these limitations by meeting specific fuel requirements (Agarwal et al., 2008; Alptekin, 2017; Dinesha et al., 2019). Marginal reductions in emissions are observed when using microscale sized additives, but studies indicate that the usage of large additive particles

could adversely affect combustion performance, leading to increases in emissions and decreases in efficiency (Bertola et al., 2003; Qi et al., 2009; Izquierdo et al., 2012). This phenomenon could be explained by the higher density of the additive-containing droplets, making it difficult to have a uniform mixture of fuel and additives. This could also result in the settling of the additive-containing droplets, leading to sedimentation. Another disadvantage is that when larger particles are injected along with the base fuel, they take more time to complete physical and chemical processes, resulting in higher ignition delay. A higher delay period leads to incomplete combustion and increased exhaust emissions. Hence, these factors limit the use of large-sized additives in biodiesel blends.

Nevertheless, these limitations can be overcome by applying nano-sized metal or metal oxide particles (<100 nm) in biodiesel blends. They have specific advantages such as higher surface to volume ratio, higher thermal conductivity, and better lubricating properties than micro-sized additives (Kumar et al., 2018; Kumar et al., 2019a). When nanoparticles are mixed with a base fluid such as water, diesel, biodiesel, etc., the resulting mixture is known as a nanofluid. Compared to the base fluid, the nanofluid has distinct advantages like higher thermal conductivity and improved lubricity. These properties help with the efficient transfer of heat, which is essential during engine combustion. Furthermore, relatively small diameters of nanoparticles reduce sedimentation by enhancing their dispersion and also increasing chaotic movements. When a nanofluid is injected through the fuel injector into the combustion chamber, an increase in heat exchange between biodiesel and air could be achieved due to the nanofluid's higher thermal conductivity mentioned earlier. This quickly prepares the air-fuel mixture to undergo spontaneous combustion compared to neat fuel combustion, reducing ignition delay. Hence, enhanced combustion and engine performance can be achieved with lower emissions.

Powering diesel engines with biodiesel formulations harboring nanoparticle additives have been investigated experimentally. Rao and Dash (2015) studied the role of particle size on the spreading stability of aluminum nanoparticles (13 nm and 28 nm in size) after their addition to Jatropa-based biodiesel. They reported that the 13 nm nanoparticles with a 0.1% volume fraction were stable for more than one year. Kumar et al. (2017) investigated the influence of ferric nanoparticles on the performance and emissions characteristics of a diesel engine powered by biodiesel. On adding 1% (v/v) of ferrofluid nanoadditive to B20, the authors observed a higher brake thermal efficiency (BTE), lower fuel consumption, and lower concentrations of carbon monoxide (X_{CO}) and hydrocarbon (X_{HC}). Prabu (2018) experimentally studied the operational characteristics of a conventional diesel-fueled engine with alumina (Al₂O₃) and ceria (CeO₂) nanoparticles. They reported that Al₂O₃ as a nanoadditive yielded a higher BTE than the nanoceria and that the presence of nanoparticles, in general, diminished the delay and accelerated early initiation of combustion.

Ramesh et al. (2018) investigated the effects of adding alumina-based nanoparticles into poultry litter-based biodiesel on the performance, emissions, and combustion behavior of a diesel engine. They reported that biodiesel with alumina nanoparticles exhibited a better BTE than neat biodiesel fuel. D'Silva et al. (2019) studied the effects of titanium dioxide nanoparticles (25, 50, and 75 ppm) inclusion in Pongamia biodiesel (B20)

on diesel engine combustion. More efficient fuel combustion was noticed for the nanoparticle-blended fuels with considerably reduced emissions, except for nitrogen oxides (NO_x). The authors highlighted that the fuel blend harboring 75 ppm nanoparticles exhibited the most promising results. [Kao et al. \(2007\)](#) performed combustion experiments on a diesel engine using fuels containing an aqueous aluminum nanofluid. They observed an improvement in burning rate in the presence of the aqueous aluminum nanofluid. Similarly, [Xin et al. \(2013\)](#) argued that the addition of nanoceria as nanoadditive improved the combustion efficiency, likely due to the elevated pressure and extension in burning duration.

It has also been reported that nanoparticle-blended fuels were associated with shorter ignition delays vs. conventional diesel fuel and that the maximum achievable cylinder pressure of fuel blends with nanoparticles was more significant than that for neat conventional diesel ([Kumar et al., 2019a](#)). [Kumar et al. \(2019b\)](#) tested the combined impact of injection pressure (180, 210, and 240 bar) and nanoceria (80 ppm) on the thermal behavior of a diesel engine running on biodiesel (B20). Better performance with lower emissions was observed for the cerium oxide nanoparticle-doped fuel at the highest injection pressure of 240 bar.

[Sajith et al. \(2010\)](#) also experimentally explored the impact of nanoceria as a fuel additive in Jatropha biodiesel. They reported that, at full load, the BTE using nanoparticle-dispersed biofuel was higher than that using neat biodiesel. Also, the CeO₂ nanoparticle-doped fuel formulation exhibited lower NO_x concentrations (X_{NO_x}). Similarly, [Mirzajanzadeh et al. \(2015\)](#) also argued that the combustion of cerium oxide nanoparticle-blended fuel (diesel/waste cooking oil (WCO) biodiesel/CeO₂ (40-50 nm) nanoparticles) led to considerable mitigation of NO_x emissions. The authors used different concentrations of the nanoadditive, i.e., 30, 60, and 90 ppm, and recorded the maximum reduction in X_{NO_x} of 18.9% for the highest CeO₂ nanoparticles concentration of 90 ppm. [Selvan et al. \(2009\)](#) also claimed a 54% reduction in X_{NO_x} when the investigated diesel engine was operated with fuel formulations harboring CeO₂ nanoparticles. [Table 1](#) summarizes the results reported by the latest studies on the performance and emission characteristics of diesel engines powered by diesel/biodiesel blends carrying nanoceria as a fuel additive.

The performance of an engine operating with diesel and biodiesel fuel blends containing nanoadditives could be strongly influenced by biodiesel type and the different features of the nanoparticles used as an additive (type, size, morphology, oxide layer thickness, and volume fraction). The effects of various biodiesel types and variations in nanoparticle volume concentrations have been widely investigated. However, little is known about the impact of nanoparticle size on engine performance and emission characteristics. In light of that, this work aims to bridge this knowledge gap by investigating the performance and emission characteristics of a diesel engine powered with a biodiesel/diesel fuel blend (B20; WCO biodiesel) harboring CeO₂ nanoparticles of varying sizes (10, 30, and 80 nm). Performance parameters (including brake specific energy consumption (BSEC), peak cylinder pressure, and heat release rate) and engine tailpipe gas emissions (including X_{CO}, X_{HC}, X_{NO_x}, and smoke opacity) were measured and analyzed.

Table 1.
Main Summary of the findings of the latest studies on the application of nanoceria in various diesel/biodiesel blends.

Fuel formulation	Main results	Ref.
Neem oil biodiesel + diethyl ether + CeO ₂ nanoparticles	Combination of B10+150 ppm nanoadditive led to improved BTE with decreased emissions	Kapoor et al. (2020)
Lemongrass biofuel + 30 ppm CeO ₂	BTE was increased by 17.2% with lower engine emissions for the fuel formulation harboring nanoparticles	Venkatesan et al. (2019)
Algae biodiesel + 25, 50, 75, and 100 ppm CeO ₂	B20 with 100 ppm nanoparticles showed maximum BTE	Kalaimurugan et al. (2020)
Biodiesel + 50, 100, and 150 ppm of CeO ₂	Improved performance and reduced emissions for B20 +150 ppm nanoceria	Kumar et al. (2020)
WCO biodiesel + Fe-doped CeO ₂	Peak cylinder pressure was increased by 3.5%, and X _{NO_x} was reduced by 7% for B30 doped with FeCeO ₂ nanoparticles	Hawi et al. (2019)
Waste cookin oil (WCO) biodiesel + CeO ₂ nanoparticles + cerium composite oxide	Fuel blend containing CeO ₂ nanoparticles + cerium composite oxide led to lower engine emissions with better performance	Akram et al. (2019)
Pongamia biodiesel + CeO ₂ and CeO ₂ Gd	Reduced X _{CO} and smoke opacity were obtained for biodiesel harboring CeO ₂ Gd nanoparticles	Dhanasekar et al. (2019)
Cinnanon oil + diesel + CeO ₂ nanoparticles	Reduced X _{NO_x} and X _{CO} emissions were obtained for B30 containing 300 ppm CeO ₂ nanoparticles	Senthil Kumar et al. (2019)
Mahua biodiesel + 50 and 100 ppm CeO ₂	BTE was increased by 1.8%, while X _{CO} and X _{HC} were reduced for B20 doped with 100 ppm CeO ₂ nanoparticles	Seela et al. (2019)

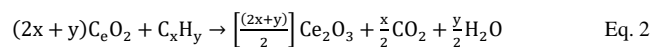
2. Background: role of CeO₂ nanoparticle catalyst in engine combustion

Ceria is a naturally occurring rare earth element with two valence states, +3 and +4. Ceria in +4 state is a non-trivalent rare-earth ion and a potent oxidizing agent. Ceria in +3 state resembles other trivalent rare earth elements. Ceria is widely used in the form of CeO₂. It is a highly stable, non-toxic refractory material that melts at 2600 °C and has a density of 7.13 g/cm³. It adopts the fluorite crystal structure with space group Fm3m, #225 containing 8-coordinate Ce⁴⁺ and 4-coordinate O²⁻. The face-centered cubic (FCC) structure of stoichiometric cerium oxide, with four coordinated oxygen anions represented by large red balls and eight coordinated cerium cations represented by small blue balls, is shown in [Figure 1](#) ([Malavasi et al., 2010](#)).

At high temperatures, cerium oxide discharges oxygen to provide an anion deficient form that maintains the fluorite lattice. Cerium oxide is widely used in catalysis, polishing, optics, mixed conduction, fuel cells, and engine applications ([Mehrizi et al., 2018](#)). Since the transformation from a +4 valence state to a +3 valence state is a low energy reaction, CeO₂ is widely used as a catalyst in combustion reactions. Oxygen storage tendency of CeO₂ during the catalysis process is shown in [Equation 1](#) ([Kaspar et al., 2000](#)):



When CeO₂ nanoparticles are added to a hydrocarbon-based fuel such as diesel and biodiesel, the inherent properties of CeO₂ help reduce the hydrocarbon content and oxidize the soot particles, according to [Equations 2 and 3](#), respectively.



CeO₂ has a tendency to reduce NO_x emissions. Initially, it reacts with hydrocarbons, forming cerous oxide (Ce₂O₃). When Ce₂O₃ combines with oxides of nitrogen, the oxidation reaction takes place and it is re-oxidized to CeO₂. The formation of nitrogen from NO_x is presented in [Equation 4](#).



In addition to the catalytic property of CeO₂, another significant advantage of this compound is its outstanding thermal conductivity making it suitable for use in heat transfer applications. The heat transmission rate of the nanoparticles directly relates to the conductivity of the nanofluid.

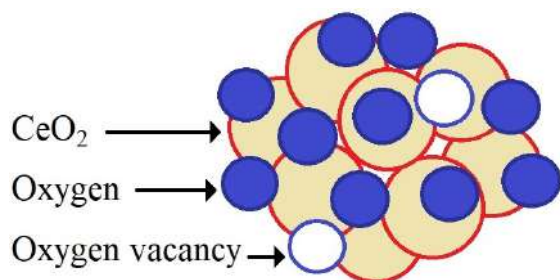


Fig. 1. Fluorite structure of CeO₂.

When the nanoparticles are distributed in a base fluid such as biodiesel, the effective heat conductivity is enhanced. Furthermore, the size of the nanoparticles has a strong influence on the thermal conductivity of the nanofluid. Assuming CeO₂ nanoparticles to be spherical in shape, the ratio of thermal conductivity of the nanofluid to the base fluid (neat B20) can be calculated using Equation 5 (Patel et al., 2010).

$$\frac{K_{nf}}{K_f} = \left[1 + 0.135 \times \left(\frac{K_p}{K_f} \right)^{0.273} \times \varepsilon^{0.467} \times \left(\frac{T}{20} \right)^{0.547} \times \left(\frac{100}{D_p} \right)^{0.234} \right] \quad \text{Eq. 5}$$

where, K_{nf} , K_f and K_p are the thermal conductivities (W/mK) of the nanofluid, the base fluid, and the nanoparticles, respectively. ε is the volume fraction of the nanoparticle (%), T stands for the operating temperature (°C), and D_p denotes the nanoparticle size (nm).

Equation 5 takes into account the size of the particle, its volume concentration, and temperature. Figure 2 depicts changes in the thermal conductivity of a nanofluid vs. changes in the volume fraction of several sizes of nanoparticles, as calculated using Equation 5. It is observed that K_{nf} increases as the volume fraction is increased. Also, when the particle size is increased, K_{nf} decreases. The increase in the specific surface area and enhanced Brownian motion of the particles might be the reasons to the higher K_{nf} for smaller particle sizes. A smaller size particle has a more excellent surface-to-volume ratio, which in turn augments heat transfer to the base fluid. In addition, a small particle possesses higher Brownian motion velocity, which causes the heat transfer to occur at a faster rate. All these effects contribute to increasing the effective thermal conductivity and, correspondingly, to the heat transfer rate of the nanofluid (Iyahraja and Rajadurai, 2015).

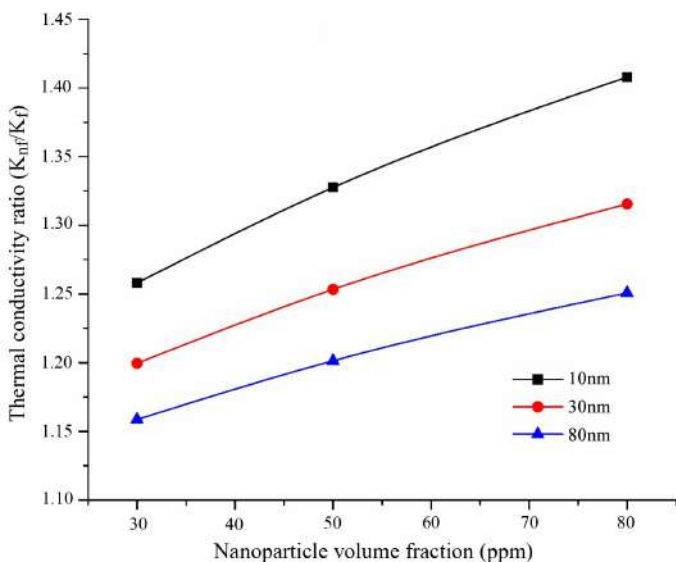


Fig. 2. Effect of size and concentration of cerium oxide on thermal conductivity of a nanofluid as calculated using Equation 5.

3. Materials and Methods

3.1. Fuel blend preparation

Esterified WCO biodiesel was procured from a local supplier. The physicochemical properties of neat WCO biodiesel complied with the American Society for Testing and Materials (ASTM) standard and those of B20 (20% biodiesel and 80% diesel) and listed in Table 2. Three sizes of cerium oxide nanoparticle (*viz.* 10, 30, and 80 nm) were used to prepare the test fuels. The concentration of the nanoparticles was kept constant at 80 ppm. The fuel formulations were designated as B20+10nm, B20+30nm, and B20+80nm. A suitable surfactant was selected and used in the present work to have a uniform dispersion of cerium oxide nanoparticles in investigated fuel blends. The choice of a surfactant would depend on the hydrophilic-lipophilic balance (HLB) of the surfactant, and in this case, it had to be soluble in the B20. Having screened various surfactants, dodecenylsuccinic anhydride (DDSA-C₁₆H₂₈O₃), having a HLB value of 1.34 (Sajeevan and Sajith, 2013), was selected. The test fuel blends were processed by ultra-sonification for 0.5 h until CeO₂ nanoparticles were well distributed in the fuel blends.

Table 2. Physicochemical properties of B20 WCO biodiesel.

Property	Value
Flash point (°C)	66
Fire point (°C)	73
Calorific value (MJ/kg)	40.3
Kinematic viscosity (cSt)	3.7
Density (kg/m ³)	843

3.2. Test setup and experimentation

The experiments were conducted on a Kirloskar TV1 four-stroke engine. It consisted of a single-cylinder with a water-cooled facility. Specifications of the engine are shown in Table 3. Figure 3 depicts a schematic presentation of the engine setup used in the present study. An eddy current type dynamometer was used for loading, and sensors are attached to determine temperatures. The cooling water flow rate of the engine jacket was measured using a rotameter. A computer connected to the setup generated pressure vs. crank angle plots from the signals. Fuel flow measurement was taken using a burette. An AVL exhaust gas analyzer and an AVL smoke meter were used to quantify emissions data. The range and resolution of the instruments used in the experiments are provided in Table 4.

Table 3. Specifications of diesel engine.

Specification	Value/description
Bore diameter (mm)	87.5
Stroke length (mm)	110
Compression ratio	17.5:1
Rated brake power (kW)	5.2 at a constant speed of 1500 rpm
Normal Injection pressure (bar)	180
Swept volume (cm ³)	661

Table 4. Range and resolution of the instruments.

Item	Range	Resolution
Pressure (bar)	0.344 – 75	0.0069
Smoke opacity	0 – 100	0.01
NO _x concentration (ppm)	0 – 5000	1
CO concentration (vol)	0 – 10%	0.01%
HC concentration (ppm)	0 – 20,000	10
CO ₂ concentration (vol)	0 – 20%	0.1%

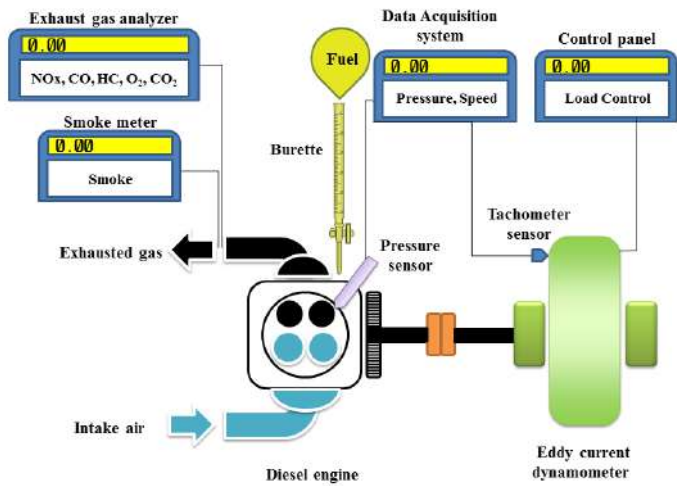


Fig. 3. Schematic representation of the engine setup.

3.3. Heat release rate

The instantaneous rate of heat release during burning was determined by Equation 6 (Heywood, 2018).

$$\frac{dQ_N}{d\theta} = \frac{\gamma}{\gamma-1} p \frac{dV}{d\theta} + \frac{1}{\gamma-1} V \frac{dp}{d\theta} \tag{Eq. 6}$$

where $dQ_N/d\theta$ denotes instantaneous heat release rate per degree crank angle (J/degree), γ ratio of specific heats, p cylinder pressure (bar), V cylinder volume (m^3), and θ crank angle in degree, while $dV/d\theta$ and $dp/d\theta$ stand for instantaneous change in the cylinder volume and pressure per degree crank angle, respectively.

3.4. Uncertainty analysis

In laboratory experiments, uncertainty analysis deals with evaluating the uncertainty in any measurements. It allows estimation of the numerical value of a physical variable and how it is affected by errors due to instrumentation. In the present work, the uncertainty of a dependent variable was calculated using errors involved in measuring independent parameters such as load, speed, and fuel flow rate, using Equation 7.

$$W_R = \left(\left[\frac{\partial R}{\partial x_1} w_1 \right]^2 + \left[\frac{\partial R}{\partial x_2} w_2 \right]^2 + \dots + \left[\frac{\partial R}{\partial x_n} w_n \right]^2 \right)^{1/2} \tag{Eq. 7}$$

The calculated uncertainty values for various parameters are listed in Table 5.

Table 5. Uncertainty analysis of selected measured parameters used in the study.

Measured quantity	Percentage uncertainty
Load	0.65
Speed	0.51
Fuel flow rate	0.8
Brake specific fuel consumption	1.4
X _{NO}	2.0
X _{HC}	2.1
X _{CO}	1.4
Smoke opacity	0.65

4. Results and Discussion

Test trials were conducted for several sizes of cerium oxide nanoparticles with a constant volume fraction of 80 ppm. Engine performance parameters, i.e., BSEC, peak cylinder pressure, and heat release rate, and tailpipe emissions, i.e., X_{NOx}, X_{CO}, X_{HC}, and smoke opacity for the investigated fuel formulations (B20+10nm, B20+30nm, and B20+80nm) and neat B20 as baseline are presented in the following sub-sections.

4.1. CeO₂ nanoparticles as a combustion promoter

4.1.1. Cylinder peak pressure and heat release rate

Cylinder peak pressure is an indication of combustion efficiency. If the fuel mixture undergoes complete combustion in the premixed phase, a higher cylinder pressure can usually be attained. This also results in increased power output with reduced emissions. From the data depicted in Figure 4, it can be observed that the cylinder peak pressure obtained with CeO₂ nanoparticles-doped fuels was greater than that of additive-free B20. When CeO₂ nanoparticles were added to the B20 fuel blend, they must have acted as heat carrier media, promoting heat flow among the fuel droplets and air. This phenomenon must have caused faster evaporation of the fuel droplets, reducing the delay period. Therefore, the autoignition temperature was attained faster relative to additive-free B20. These factors contributed to smooth combustion and the attainment of a higher cylinder peak pressure close to the top dead center (TDC). Among the different fuel formulations, the one containing 30 nm nanoparticles exhibited a higher peak pressure than the other two. When the particle size increases, the surface-to-volume ratio decreases, resulting in reduced heat transfer, as seen in the case of B20+80nm. This fuel formulation exhibited the lowest value of peak cylinder pressure among the three fuel variants (Fig. 4).

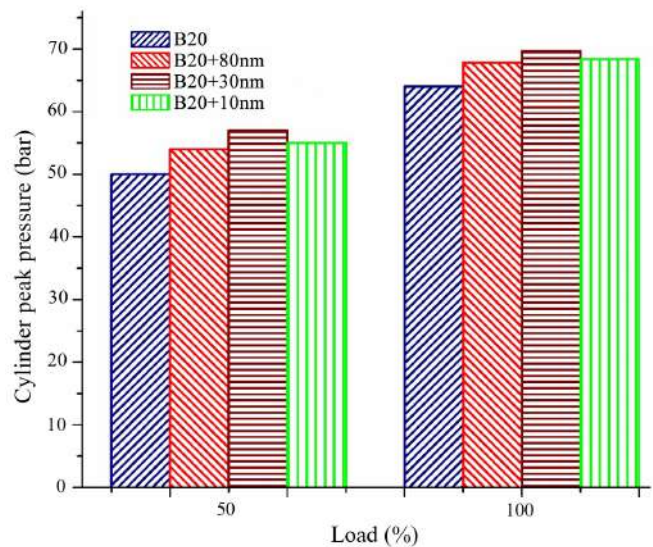


Fig. 4. Variations of the cylinder peak pressure for different fuel formulations at part and full loads.

However, it should also be noted that when the particle size is too small, despite the higher surface-to-volume ratio, the transport characteristics of the fuel particles decrease due to reduced density. This in turn could result in poor mixing of the air and fuel as a local stoichiometric mixture. Also, the agglomeration tendency would be higher for too small particles. Hence, for the B20+10nm fuel blend, the peak pressure attained was moderate, whereas it was the largest for the B20+30nm fuel blend. Therefore, nanoparticle size of 30 nm could be regarded as optimum, exhibiting better combustion characteristics compared to the other nanoparticle sizes tested.

Figure 5 shows the net heat liberation rate for the fuels tested at full load conditions. The heat liberation rate is a function of the rate of pressure rise

in the cylinder, as shown in Equation 6. Generally, when the peak cylinder pressure is higher, the rate of pressure rise is considerably higher. The higher rate of pressure rise is possible due to the better combustion achieved during the initial phase of combustion (i.e., premixed phase). The combined influence of a superior heat transfer mechanism and the catalytic action of CeO₂ nanoparticles must have played a major role in achieving a more significant cylinder pressure rise and hence, a greater heat release rate (Fig. 5). The catalytic action of CeO₂ oxidizes any unburnt hydrocarbon (UHC) and carbon monoxide present to CO₂, liberating energy. This accounts for the total heat released during combustion. Compared to the baseline B20, the nanoparticles-doped fuel formulations exhibited greater heat release rates, with B20+30nm ranked as the highest. The reasons for these observations could be the better fluid transport and thermal characteristics of 30 nm-sized nanoparticles, as previously discussed on the cylinder peak pressure.

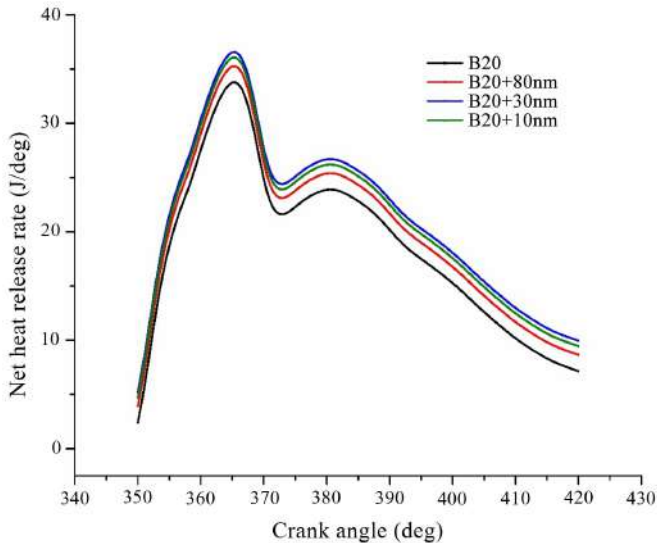


Fig. 5. Variations of net heat release rate for different fuel formulations vs. crank angle at full load.

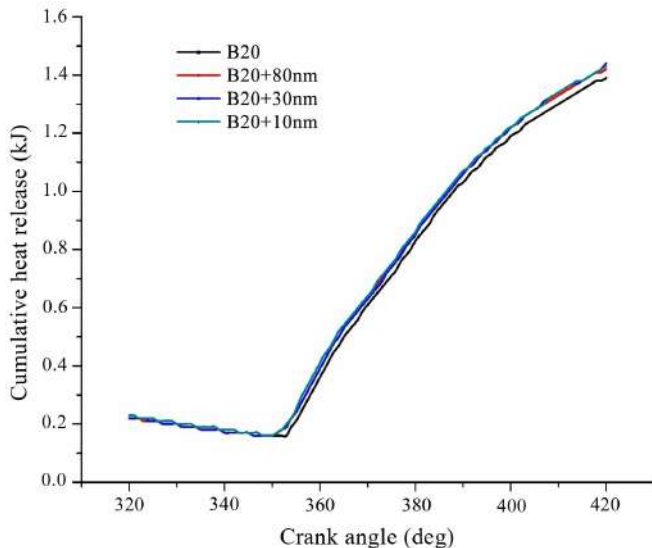


Fig. 6. Variations of cumulative heat release for different fuel formulations vs. crank angle at full load.

The cumulative heat release for each of the fuel blends tested is shown in Figure 6. These data reveal the overall heat release during fuel burning, which is the sum of heat liberated during premixed and diffused combustion phases.

The cumulative heat release is dependent on several factors such as the start and end of combustion, fuel nature and quality, and rate of pressure rise in the cylinder. The presence of CeO₂ nanoparticles acted as a combustion promoter leading to the conversion of CO and UHC to CO₂ by catalytic oxidation. This resulted in the release of additional energy, which would have been otherwise left as unburnt fuel in the exhaust. This additional energy increased the cumulative heat release during combustion, increasing the power output correspondingly. A comparison of the three test fuel formulations in Figure 6 indicates that B20+30nm had the highest cumulative heat release.

4.1.2. Brake specific fuel consumption

In general, brake specific fuel consumption (BSEC) represents the energy consumption per unit specific engine output (brake power). BSEC is higher at part load operation and gradually decreases as the load is increased until reaching a minimum at 70-80% of the full of the engine (Mathur and Sharma, 2011). From the data presented in Figure 7, it can be seen that the BSEC for all nanoparticles-doped fuel formulations was lower than for additive-free B20. When CeO₂ nanoparticles were doped to the biodiesel blend, a better quality of fuel preparation took place, leading to a more favorable heat flow among the air and fuel droplets. This must have helped with decreasing the ignition delay and improved combustion. These factors likely contributed to reducing BSEC by the effective utilization of the injected fuel. These results are consistent with those reported in the literature previously. For instance, Hawi et al. (2019) observed a lower BSFC for B30 containing iron-doped CeO₂ nanoparticles for low to medium loads. At high loads, BSFC was comparable to the results for diesel fuel. Also, Mirzajanzadeh et al. (2015) reported a 4.5% reduction of BSEC for B20 harboring 90 ppm of carbon nanotubes and CeO₂ nanoparticles, compared to the corresponding values recorded for the additive-free fuel blend.

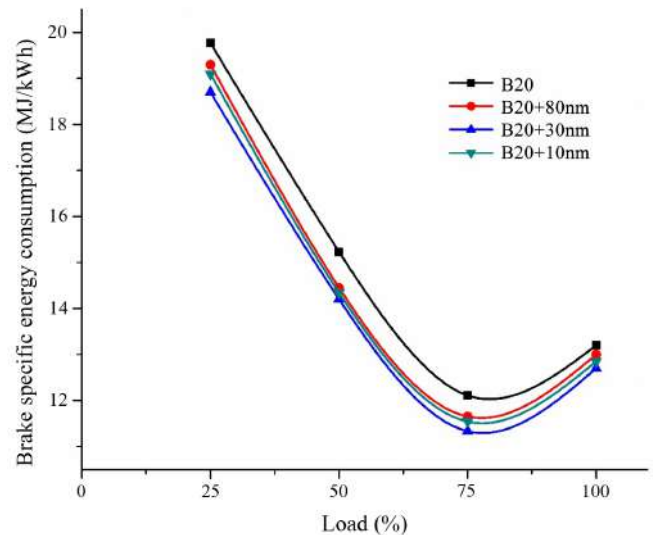


Fig. 7. Variations of brake specific fuel consumption (BSEC) for the different fuel formulations against engine load.

Based on the results of the present study, particle size seems to exert a significant effect on fuel consumption. Among the investigated fuel formulation, B20+30nm and B20+80nm were at the extremes, with the former exhibiting minimum BSEC and the latter the maximum. It could be concluded that, in general, BSEC decreased as the nanoparticle size was reduced. As discussed earlier, the surface-to-volume ratio increases for smaller particle sizes, assisting with achieving uniformity in air-fuel mixing. This enhances the heat transfer rate, reducing ignition delay. Reduced ignition delay improves combustion, reducing BSEC. In the present study, the lowest BSEC was observed for an optimum nanoparticle

size of 30 nm. However, when the nanoparticle size was too small, the nanoparticle might not have traversed effectively to various regions in the combustion chamber due to lower density, resulting in non-uniform mixing. This might have increased the ignition delay, leading to poor combustion and consequently a slightly higher BSEC.

4.2. Catalytic action of CeO₂ and emission control

Three essential properties are needed for a catalyst for being efficient in diesel engine combustion: (i) completing hydrocarbon oxidation, (ii) preventing the formation of oxides of nitrogen, and (iii) possessing high thermal stability. CeO₂ can donate oxygen for the oxidation of hydrocarbons and soot. A unique feature of a CeO₂ catalyst is that it activates at low temperature, generally 300-500 °C, and can donate O₂ for the oxidation reaction. In diesel engines, combustion takes place at high temperatures, the diesel flame front usually having a temperature of 1700 °C. At this elevated temperature, the formation of oxides of nitrogen during the chemical reactions between nitrogen and oxygen is likely. The CeO₂ nanoparticles acted as a catalyst and promoted a more complete burning of the injected fuel. During the reduction of NO to N₂, the average cylinder temperature reduces from approximately 1700 °C due to the high activation energy of nitrogen. This further helps to prevent the formation of oxides of nitrogen. In addition, the high thermal stability of CeO₂ nanoparticles favors its catalytic activity. Once the initial combustion is achieved, CeO₂ undergoes initial oxidation. This is because nanoceria is thermally stable and remains active after re-oxidation for further catalytic action. Hence, CeO₂ nanoparticles undergo oxidation and reduction reactions, lowering the X_{CO}, X_{HC}, and X_{NO_x} and soot concentration as shown in Equations 2-4.

The catalytic activity of CeO₂ is a strong function of its surface area. It has been observed that when the surface area of CeO₂ nanoparticle increased by a factor of 20, the carbon combustion activation temperature decreased from 700 to 300 °C (Logothetidis et al., 2003). A higher surface area is obtained by reducing the nanoparticle size. Soot particles and UHC sticking to the combustion chamber walls are oxidized to CO₂ when they come into contact with the nanoparticles, resulting in reduced tailpipe emissions and improved fuel economy. Hence better catalytic action is favored by small CeO₂ nanoparticles.

4.2.1. Hydrocarbon, carbon monoxide, and soot oxidation

Figure 8 depicts the variations of X_{HC} for the different fuel formulations at various engine load conditions. As the load increased, the X_{HC} also increased and higher values were observed at full load. HC emissions were lowest at part load conditions and increased rapidly during the full load operation. The X_{HC} for additive-free B20 fuel was found to be the highest of all fuel blends. This can be attributed to the higher viscosity, reduced penetration, and dispersion leading to poor combustion. When nanoparticles were included, because of the catalytic action of CeO₂ according to Equations 1-3, nanoceria could undergo a conversion from a stoichiometric CeO₂(+4) valence state to Ce₂O₃(+3) state, through a comparatively low energy reaction. This means that cerium oxide gave oxygen for reducing UHC and was thereby converted to cerous oxide, CO₂, and water (Mei et al., 2015). When diesel fuel was mixed with CeO₂ nanoparticles, the X_{HC} was reduced by 7% compared to neat diesel, similar to the result previously reported by Shaisundaram et al. (2020). Among the different particle sizes examined, B20+30nm exhibited the lowest X_{HC}. Even though the surface area provided by 10 nm-sized nanoparticles was higher, the agglomeration and the poor transport capability of the nanoparticles must have led to poor dispersion. This prevented the nanoparticles from reaching the regions where CO and HC formation taking place, resulting in poor combustion and a slight increase in X_{HC}. Based on the results of the present study, B20+30nm fuel formulation was associated with the most significant X_{HC} decline of 35% compared to the additive-free B20.

The main reason for CO formation is the shortage of oxygen for the oxidation reaction. When the carbon activation temperature is high, as in the typical diesel engine combustion, the complete transformation of CO to CO₂ is complex. At the same time, it takes longer for the conversion process as the activation temperature is higher. CeO₂, when added to the fuel, acts as a catalyst and reduces the carbon activation temperature. Hence, the oxidation of CO to CO₂ can occur at low temperatures. Due to this phenomenon, a more complete conversion of CO to CO₂ could take place, leading to reduced X_{CO}. Of the three

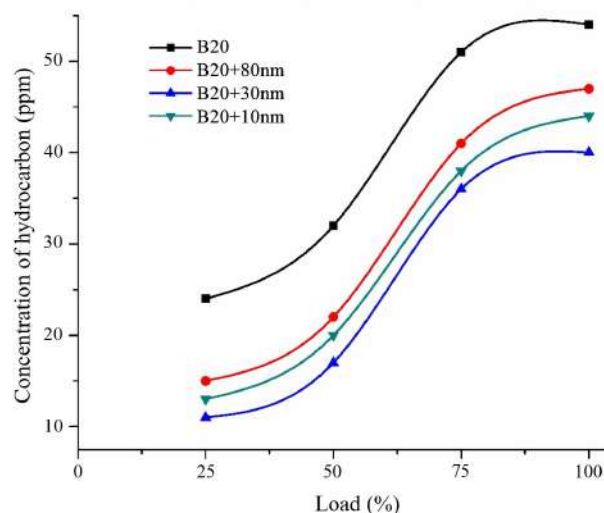


Fig. 8. Variations of X_{HC} for the different fuel formulations against engine load.

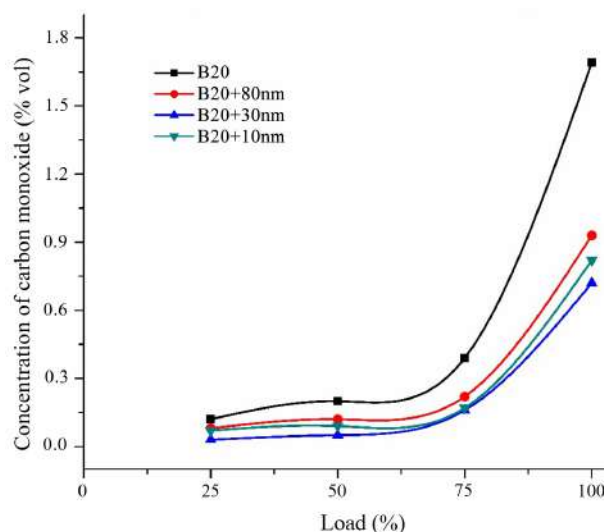


Fig. 9. Variations of X_{CO} for the different fuel formulations against engine load.

nanoparticles-doped fuel formulations, B20+30nm exhibits the lowest X_{CO} value, whereas B20+80nm showed the highest, as shown in Figure 9. Nevertheless, these values were respectively 135% and 81% lower than the corresponding value recorded for additive-free B20 operation.

Smoke is comprised of unburnt carbon particles generated during the initial stage of combustion. The main reasons for soot formation are oxygen deficiency and the quenching action occurring near the cylinder wall. Quenching results in the deposition of carbon particles at the wall surface, acting as a barrier for heat transfer. This increases frictional losses, reduces the power output, and consequently, increases fuel consumption. The addition of CeO₂ nanoparticles plays a major catalytic role in decreasing soot formation. The carbon activation temperature drops due to the addition of CeO₂ to around 200-500 °C. This temperature is sufficient for the oxidation of soot particles to CO₂, as shown in Equation 3. Hence, CeO₂ reduces the formation of smoke and its emission. Appavu and Venkata Ramanan (2020) also reported reduced smoke opacity for 50 and 100 ppm CeO₂ nanoparticle concentrations with Pongamia biodiesel. Seela et al. (2019) observed decreased smoke opacity by 8% when the CeO₂ nanoparticles dosage was increased from 50 to 100 ppm. In the present study, of the three nanoparticle sizes considered, the fuel formulation harboring 30 nm-nanoparticles, i.e., B20+30nm, had the lowest soot emission (Fig. 10). The observed value was 53% less than the value measured for the additive-free B20 fuel operation.

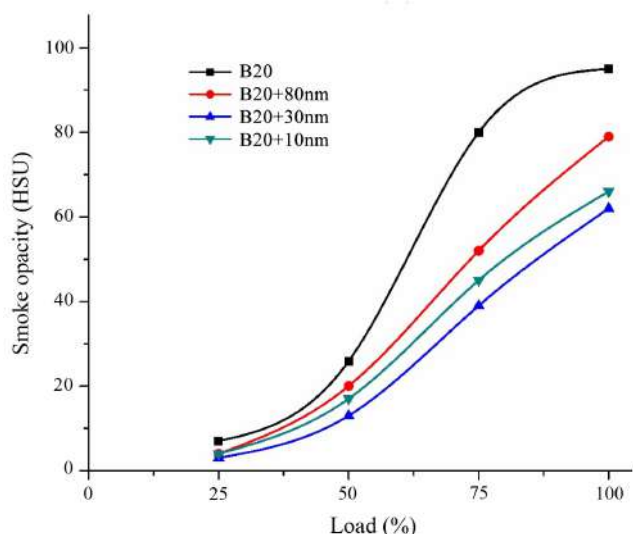


Fig. 10. Variations of smoke opacity for the different fuel formulations against engine load.

4.2.2. Oxides of nitrogen

The emission of oxides of nitrogen is a major drawback of biodiesel when used in diesel engines. NO_x formation occurs due to excess oxygen, high combustion temperature, and the relatively long residence time. During biodiesel combustion, fuel-borne oxygen promotes the oxidation of N₂. This is further enhanced by the higher combustion temperature prevailing in the combustion chamber. Several techniques are used to reduce X_{NO_x} in the tailpipe exhaust (Brijesh and Sreedhara, 2013). Although they reduce X_{NO_x}, these techniques also increase the X_{HC} and X_{CO} or reduce the engine performance.

The use of CeO₂ as a catalyst in engines is a novel technique to reduce X_{NO_x}, simultaneously reducing other emissions without compromising engine performance or even slightly improving it. The catalytic activity of CeO₂ on X_{NO_x} reduction can be explained by Equation 4, wherein CeO₂ initially undergoes a reaction and forms Ce₂O₃. This is further reduced to CeO by combining with oxides of nitrogen, liberating nitrogen. During this process, CeO₂ nanoparticles also help reduce the combustion temperature of the fuel-air mixture, as the activation energy of N₂ is higher. Appavu and Venkata Ramanan (2020) also investigated diesel engine performance using Pongamia biodiesel with CeO₂ nanoparticles. The authors observed reduced values of X_{NO_x} for CeO₂-doped esters at all loads.

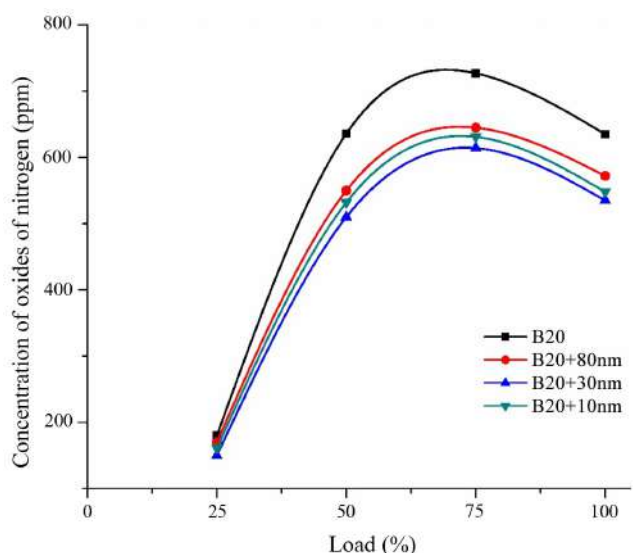


Fig. 11. Variations for X_{NO_x} for the different fuel formulations against engine load.

From the data presented in Figure 11, it can be observed that the combustion of the additive-free B20 led to the highest X_{NO_x} under all loading conditions. Among the fuel formulations harboring nanoparticles, B20+30nm exhibited the lowest X_{NO_x} value, which was 7% less than the corresponding values recorded for B20+10 and B20+80nm.

5. Conclusions and future research directions

Experiments were conducted to investigate the performance and emissions characteristics of different B20-based fuel formations harboring different sizes of CeO₂ nanoparticles. Additive-free B20 was used as control. Based on the results obtained, the following conclusions could be drawn:

- CeO₂ as a catalyst plays a major role in improving engine combustion, increasing BTE and reducing BSFC. The size of the nanoparticles had an instrumental effect on the variations recorded. The 30 nm-sized nanoparticles led to the most significant decrease in BSEC, by 6.4% compared to the additive-free B20.
- The results revealed that the maximum values of heat release rate and cylinder peak pressure were also associated with the B20+30nm fuel formulation.
- The catalytic action of CeO₂ reduced the carbon activation temperature, which helped oxidize the HC, CO, and soot present in the combustion chamber and the quenching regions to carbon dioxide, decreasing engine tailpipe emissions. Furthermore, the B20+30nm fuel formulation resulted in the lowest emissions than the other fuel formulations harboring nanoparticles of smaller or larger sizes. This finding further signified the importance of the size of the fuel nanoadditives.
- CeO₂ contributed to oxides of nitrogen undergoing oxidation-reduction reactions and hence, to their conversion to nitrogen, keeping X_{NO_x} at a relatively low value. Again, 30 nm-sized nanoceria was found the most effective in decreasing X_{NO_x} compared with its 10 nm and 80 nm-sized counterparts.

In general, it can be concluded that the addition of CeO₂ effectively reduced engine emissions while simultaneously improving engine performance. In addition, the nanoparticle size determined the level of the catalytic action of CeO₂ in engine combustion and emission control. These findings highlight the need for further works in this area. Those include but are not limited to optimizing fuel injection characteristics with nanoparticle additives for better engine performance and investigating the effects of two or more nanoparticles and size variations on engine combustion parameters. Moreover, sustainability analysis of various fuel formulations harboring nanoadditives of different sizes using advanced sustainability assessment tools such as life cycle assessment, exergy, and their combinations should be considered.

References

- [1] Agarwal, A.K., 2007. Biofuels (alcohols and biodiesel) applications as fuels for internal combustion engines. *Prog. Energy Combust. Sci.* 33(3), 233-271.
- [2] Agarwal, D., Kumar, L., Agarwal, A.K., 2008. Performance evaluation of a vegetable oil fuelled compression ignition engine. *Renewable Energy.* 33(6), 1147-1156.
- [3] Akram, S., Mumtaz, M.W., Danish, M., Mukhtar, H., Irfan, A., Raza, S.A., Wang, Z., Arshad, M., 2019. Impact of cerium oxide and cerium composite oxide as nano additives on the gaseous exhaust emission profile of waste cooking oil based biodiesel at full engine load conditions. *Renewable Energy.* 143, 898-905.
- [4] Alptekin, E., 2017. Emission, injection and combustion characteristics of biodiesel and oxygenated fuel blends in a common rail diesel engine. *Energy.* 119, 44-52.
- [5] An, H., Yang, W.M., Maghoul, A., Li, J., Chou, S.K., Chua, K.J., 2013. Performance, combustion and emission characteristics of biodiesel derived from waste cooking oils. *Appl. Energy.* 112, 493-

- 499.
- [6] Appavu, P., Venkata Ramanan, M., 2020. Study of emission characteristics of a diesel engine using cerium oxide nanoparticle blended pongamia methyl ester. *Int. J. Ambient Energy*. 41(5), 524-527.
- [7] Bertola, A., Li, R., Boulouchos, K., 2003. Influence of water-diesel fuel emulsions and EGR on combustion and exhaust emissions of heavy duty DI-diesel engines equipped with common-rail injection system. *SAE transactions*. 2244-2260.
- [8] Brijesh, P., Sreedhara, S., 2013. Exhaust emissions and its control methods in compression ignition engines: a review. *Int. J. Automot. Technol.* 14(2), 195-206.
- [9] Dhanasekar, K., Sridaran, M., Arivanandhan, M., Jayavel, R., 2019. A facile preparation, performance and emission analysis of pongamia oil based novel biodiesel in diesel engine with CeO₂: Gd nanoparticles. *Fuel*. 255, 115756.
- [10] Dinesha, P., Kumar, S., Rosen, M.A., 2019. Combined effects of water emulsion and diethyl ether additive on combustion performance and emissions of a compression ignition engine using biodiesel blends. *Energy*. 179, 928-937.
- [11] D'Silva, R., Fernandes, N., Menezes, M., D'Souza, P., Pinto, V., Kaliveer, V., Gopalakrishna, B.K., Bhat, T., 2019. Effect of TiO₂ nanoparticle concentration in Pongamia Pinnata methyl ester on performance and emission characteristics of CI engine. *AIP Conf. Proc.* 2080(1), 030006.
- [12] Hawi, M., Elwardany, A., Ismail, M., Ahmed, M., 2019. Experimental investigation on performance of a compression ignition engine fueled with waste cooking oil biodiesel-diesel blend enhanced with iron-doped cerium oxide nanoparticles. *Energies*. 12(5), 798.
- [13] Heywood, J.B., 2018. *Internal combustion engine fundamentals*, second ed. McGraw Hill, New York.
- [14] Iyehraja, S., Rajadurai, J.S., 2015. Study of thermal conductivity enhancement of aqueous suspensions containing silver nanoparticles. *AIP Adv.* 5(5), 057103.
- [15] Izquierdo, J.F., Montiel, M., Palés, I., Outón, P.R., Galán, M., Jutglar, L., Villarrubia, M., Izquierdo, M., Hermo, M.P., Ariza, X., 2012. Fuel additives from glycerol etherification with light olefins: state of the art. *Renew. Sust. Energy Rev.* 16(9), 6717-6724.
- [16] Kalaimurugan, K., Karthikeyan, S., Periyasamy, M., Mahendran, G., 2020. Experimental investigations on the performance characteristics of CI engine fuelled with cerium oxide nanoparticle added biodiesel-diesel blends. *Mater. Today: Proc.* 33(7), 2882-2885.
- [17] Kao, M.J., Ting, C.C., Lin, B.F., Tsung, T.T., 2007. Aqueous aluminum nanofluid combustion in diesel fuel. *J. Test. Eval.* 36(2), 186-190.
- [18] Kapoor, M., Kumar, N., Verma, A.S., Gautam, G., Padap, A.K., 2020. Performance and emission analysis of compression ignition engine with neem methyl ester mixed with cerium oxide (CeO₂) nanoparticles. *J. Energy Resour. Technol.* 142(8), 082308.
- [19] Kaspar, J., Graziani, M., Fornasiero, P., 2000. Chapter 184 ceria-containing three-way catalysts. *Handbook on the Physics and Chemistry of Rare Earths*. 29, 159-267.
- [20] Kumar, S., Dinesha, P., Bran, I., 2017. Influence of nanoparticles on the performance and emission characteristics of a biodiesel fuelled engine: an experimental analysis. *Energy*. 140, 98-105.
- [21] Kumar, S., Dinesha, P., Gaggad, A., Mehrotra, K., 2018. Performance of an automotive car radiator operated with nanofluid-based coolant. *Heat Transfer Res.* 49(16).
- [22] Kumar, S., Dinesha, P., 2019. Use of alternative fuels in compression ignition engines: a review. *Biofuels*. 10(4), 525-535.
- [23] Kumar, S., Dinesha, P., Bran, I., 2019a. Experimental investigation of the effects of nanoparticles as an additive in diesel and biodiesel fuelled engines: a review. *Biofuels*. 10(5), 615-622.
- [24] Kumar, S., Dinesha, P., Rosen, M.A., 2019b. Effect of injection pressure on the combustion, performance and emission characteristics of a biodiesel engine with cerium oxide nanoparticle additive. *Energy*. 185, 1163-1173.
- [25] Kumar, S., Dinesha, P., Ajay, C.M., Kabbur, P., 2020. Combined effect of oxygenated liquid and metal oxide nanoparticle fuel additives on the combustion characteristics of a biodiesel engine operated with higher blend percentages. *Energy*. 197, 117194.
- [26] Logothetidis, S., Patsalas, P., Charitidis, C., 2003. Enhanced catalytic activity of nanostructured cerium oxide films. *Mate. Sci. Eng., C*. 23(6-8), 803-806.
- [27] Malavasi, L., Fisher, C.A., Islam, M.S., 2010. Oxide-ion and proton conducting electrolyte materials for clean energy applications: structural and mechanistic features. *Chem. Soc. Rev.* 39(11), 4370-4387.
- [28] Mathur, M.L., Sharma, R.P., 2011. *Internal Combustion Engines*. Dhanpat Rai Publications, New Delhi.
- [29] Mehri, M.Z., Ahmadi, S., Beygi, R., Asadi, M., 2018. Fabrication of cerium oxide nanoparticles by solution combustion synthesis and their cytotoxicity evaluation. *Russ. J. Non-Ferrous Met.* 59(1), 111-116.
- [30] Mei, D., Li, X., Wu, Q., Sun, P., 2015. Role of cerium oxide nanoparticles as diesel additives in combustion efficiency improvements and emission reduction. *J. Energy Eng.* 142(4), 04015050.
- [31] Mirzajanzadeh, M., Tabatabaei, M., Ardjmand, M., Rashidi, A., Ghobadian, B., Barkhi, M., Pazouki, M., 2015. A novel soluble nano-catalysts in diesel-biodiesel fuel blends to improve diesel engines performance and reduce exhaust emissions. *Fuel*. 139, 374-382.
- [32] Muralidharan, K., Vasudevan, D., Sheeba, K.N., 2011. Performance, emission and combustion characteristics of biodiesel fuelled variable compression ratio engine. *Energy*. 36(8), 5385-5393.
- [33] Patel, H.E., Sundararajan, T., Das, S.K., 2010. An experimental investigation into the thermal conductivity enhancement in oxide and metallic nanofluids. *J. Nanoparticle Res.* 12(3), 1015-1031.
- [34] Prabu, A., 2018. Nanoparticles as additive in biodiesel on the working characteristics of a DI diesel engine. *Ain Shams Eng. J.* 9(4), 2343-2349.
- [35] Qi, D.H., Geng, L.M., Chen, H., Bian, Y.Z., Liu, J., Ren, X.C., 2009. Combustion and performance evaluation of a diesel engine fuelled with biodiesel produced from soybean crude oil. *Renew. Energy*. 34(12), 2706-2713.
- [36] Rakopoulos, C.D., Antonopoulos, K.A., Rakopoulos, D.C., Hountalas, D.T., Giakoumis, E.G., 2006. Comparative performance and emissions study of a direct injection diesel engine using blends of diesel fuel with vegetable oils or bio-diesels of various origins. *Energy Convers. Manage.* 47(18-19), 3272-3287.
- [37] Ramesh, D.K., Kumar, J.D., Kumar, S.H., Namith, V., Jambagi, P.B., Sharath, S., 2018. Study on effects of alumina nanoparticles as additive with poultry litter biodiesel on performance, combustion and emission characteristic of diesel engine. *Mater. Today: Proc.* 5(1), 1114-1120.
- [38] Rao, D.S., Dash, R.K., 2015. Effect of nanomaterials sizes on the dispersion stability of biodiesel based nanofluids. *Adv. Mater. Lett.* 6(3), 247-251.
- [39] Sajeevan, A.C., Sajith, V., 2013. Diesel engine emission reduction using catalytic nanoparticles: an experimental investigation. *J. Eng.* 2013, 589382.
- [40] Sajith, V., Sobhan, C.B., Peterson, G.P., 2010. Experimental investigations on the effects of cerium oxide nanoparticle fuel additives on biodiesel. *Adv. Mech. Eng.* 2, 581407.
- [41] Seela, C.R., Ravi Sankar, B., Kishore, D., Babu, M.V.S., 2019. Experimental analysis on a DI diesel engine with cerium-oxide-added Mahua methyl ester blends. *Int. J. Ambient Energy* 40(1), 49-53.
- [42] Selvan, V.A.M., Anand, R.B., Udayakumar, M., 2009. Effects of cerium oxide nanoparticle addition in diesel and diesel-biodiesel-ethanol blends on the performance and emission characteristics of a CI engine. *ARPN J. Eng. Appl. Sci.* 4(7), 1819-6608.
- [43] Senthil Kumar, J., Ganesan, S., Raja, K.S., 2019. Experimental analysis of the effects of cerium oxide nanoparticles on a single-

cylinder diesel engine using biofuel blended with diesel as fuel. *Int. J. Ambient Energy*. 40(5), 490-493.

- [44] Shaisundaram, V.S., Chandrasekaran, M., Mohan Raj, S., Muraliraja, R., 2020. Investigation on the effect of thermal barrier coating at different dosing levels of cerium oxide nanoparticle fuel on diesel in a CI engine. *Int. J. Ambient Energy*. 41(1), 98-104.
- [45] Sureshkumar, K., Velraj, R., Ganesan, R., 2008. Performance and exhaust emission characteristics of a CI engine fueled with Pongamia pinnata methyl ester (PPME) and its blends with diesel. *Renewable Energy*. 33(10), 2294-2302.

- [46] Venkatesan, E.P., Kandhasamy, A., Sivalingam, A., Kumar, A.S., Ramalingam, K., Joshua P.J.T., Balasubramanian, D., 2019. Performance and emission reduction characteristics of cerium oxide nanoparticle-water emulsion biofuel in diesel engine with modified coated piston. *Environ. Sci. Pollut. Res.* 26(26), 27362-27371.
- [47] Xin, Z., Tang, Y., Man, C., Zhao, Y., Ren, J., 2013. Research on the impact of CeO₂-based solid solution metal oxide on combustion performance of diesel engine and emissions. *J. Mar. Sci. Appl.* 12(3), 374-379.



P. Dinesha is an Associate Professor in the Department of Mechanical and Manufacturing Engineering at Manipal Institute of Technology, Manipal Academy of Higher Education (MAHE), Manipal, India. MAHE is an outstanding private university having "Institute of Eminence" status declared by the Ministry of Human Resource Development, Government of India. Dr. Dinesha has obtained a doctoral degree from the National Institute of Technology Karnataka (NITK), Surathkal, India, in the area of alternative fuels. NITK

is a preeminent institution of national importance established by the Indian Parliament and is consistently ranked within the top ten technical institutions in India. Dr. Dinesha has published more than 50 research papers in national and international journals and conferences. His research interests include pollution control, biofuel combustion, alternative fuels, biomass waste management, etc.



Marc A. Rosen is a Professor at the University of Ontario Institute of Technology in Oshawa, Canada, where he served as founding Dean of the Faculty of Engineering and Applied Science. Dr. Rosen was President of the Engineering Institute of Canada. A registered Professional Engineer in Ontario, he serves as Editor-in-Chief of several journals and was a Director of Oshawa Power and Utilities Corporation. With over 60 research grants and contracts and 900 publications, Dr. Rosen is active in sustainable energy, environmental impact, and energy technology (including renewable energy and efficiency). Much of his research has been carried out for industry, and he has written numerous books. Dr. Rosen has worked for such organizations as Imatra Power Company in Finland, Argonne National Laboratory near Chicago, and the Institute for Hydrogen Systems near Toronto. Dr. Rosen has received numerous awards and honors and is a fellow of several societies and organizations.



Shiva Kumar is an Associate Professor (Senior Scale) in the Department of Mechanical and Manufacturing Engineering at Manipal Institute of Technology, Manipal Academy of Higher Education (MAHE), Manipal, India. MAHE is an outstanding private university having "Institute of Eminence" status declared by the Ministry of Human Resource Development, Government of India. He obtained a doctoral degree from Visvesvaraya Technological University, Belagavi, India, in the area of internal

combustion Engines. Dr. Kumar has published more than 50 research papers in national and international journals and conferences. His research interests include engine combustion, alternative fuels for IC engines, refrigeration and air conditioning, heat transfer, solar thermal conversion, CFD studies, and nanofluids.